

IEC SYSTEM FOR MUTUAL RECOGNITION OF TEST CERTIFICATES FOR ELECTRICAL EQUIPMENT
(IECEE) CB SCHEME


CB TEST CERTIFICATE

Product	Socket-outlet for fixed-electrical installations
Name and address of the applicant	LEGRAND FRANCE 128 AVENUE DU MARECHAL DE LATTRE DE TASSIGNY 87045 LIMOGES CEDEX - FRANCE
Name and address of the manufacturer	LEGRAND FRANCE 128 AVENUE DU MARECHAL DE LATTRE DE TASSIGNY 87045 LIMOGES CEDEX - FRANCE
Name and address of the factory	See annex
Note: When more than one factory, please report on page 2	<input checked="" type="checkbox"/> Additional Information on page 2
Ratings and principal characteristics	16A, 250V~
Trademark (if any)	
Customer's Testing Facility (CTF) Stage used	/
Model / Type Ref.	Series FORIX References : 7 824 x0, 7 824 x1, 7 824 x2, 7 824 x3, 7 824 x8, 7 824 y0, 7 824 y3, 7 824 25, 7 822 94, 7 822 95, 7 822 96, 7 824 97
Additional information (if necessary may also be reported on page 2)	Supersedes CBTC no. FR 625937B dated 01/10/2012. Update further to the evolution of the standard(s), addition of factory, addition of accessories <input checked="" type="checkbox"/> Additional Information on page 2
A sample of the product was tested and found to be in conformity with	IEC 60884-1:2002(ed.3) +A1:2006 +A2:2013
As shown in the Test Report Ref. No. which forms part of this Certificate	154280-718081

This CB Test Certificate is issued by the National Certification Body



LCIE – Laboratoire Central des Industries Electriques
33, avenue du Général Leclerc – BP8
FR 92 266 Fontenay aux Roses Cedex
www.lcie.fr



Date: 15/01/2019

Signature: **Jean-François BRUEL**
Certification Officer

ANNEX

Name and address of the factories:**MIO CONTO Kft.**

ELEGE 72-76

6630 MINTSZENT – HUNGARY


LEGRAND (LLC "LEGRAND" ULYANOVSK)

30 PROEZD INZHENERNY, 5.1

432072 ULYANOVSK – RUSSIAN FEDERATION



LCIE – Laboratoire Central des Industries Electriques
33, avenue du Général Leclerc – BP8
FR 92 266 Fontenay aux Roses Cedex
www.lcie.fr



Date: 15/01/2019

Signature: **Jean-François BRUEL**
Certification Officer

ANNEX (end)
Series FORIX
Mechanisms

References	Designation	Characteristics	Specifications
7 824 x0	2P	16A 250V~	Without shutters
7 824 x1	2 P+E	16A 250V~	Without shutters
7 824 x2	2 x 2 P	16A 250V~	Without shutters
7 824 x3	2 x 2P+E	16A 250V~	Without shutters
7 824 x8	3 x 2P+E	16A 250V~	With shutters
7 824 y0	2P+E	16A 250V~	With shutters
7 824 y3	2 x 2P+E	16A 250V~	With shutters

x = 1 : white, x = 4 : ivory, x = 7 : wood, y = 2 : white, y = 5 : ivory, y = 8 : wood


Standard Sheet:	I (2 poles) , III (2 poles with earthing contact) CEE7
Rated current (A)	16A
Rated voltage (V)	250V
Degree of protection	IP20
Provision for earthing	See above table
Method of connecting the cable	rewirable
Type of terminals	screw-type
Socket-outlets	
Multiple socket-outlets	
Number of socket-outlets	See above table
Degree of protection against electric shock	normal protection
Existence of shutters	See above table
Method of application - mounting	Surface-type
Method of installation	design A

Accessories

7 824 25	Mosaic Adaptor	-	-
7 822 94	Surface box 4 gang	-	-
7 822 95	Blanking plate	-	-
7 822 96	Surface box 6 gang	-	-
7 824 97	Surface box 6 gang with 4 socket-outlets Ref. 7 824 20	-	-



LCIE – Laboratoire Central des Industries Electriques
33, avenue du Général Leclerc – BP8
FR 92 266 Fontenay aux Roses Cedex
www.lcie.fr



Date: 15/01/2019

Signature: **Jean-François BRUEL**
Certification Officer