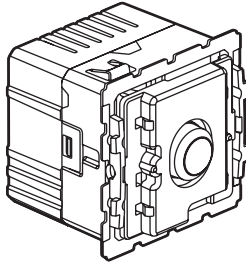
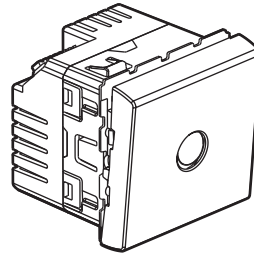


Céliane™ - Mosaic™ Energy saving switch

Catalogue number(s): 0 670 12 - 0 770 15 - 0 792 15



0 670 12



0 770 15 - 0 792 15

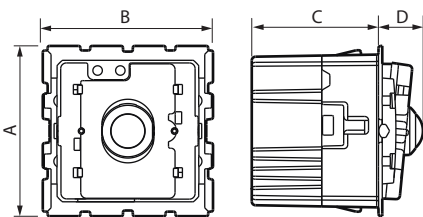
1. USE

This device works as a standard 2-way switch, but in addition, it switches off automatically the light after 10 minutes without movement detection. Particularly adapted to rooms where a light can stay switched on a long time when forgotten (basement, attic, laundry room, guest room) and rooms where user forgets regularly to switch off (child room...).

2. RANGE

Description	References
Céliane™ Energy saving switch To be equipped with support, rocker plate and finishing plate	0 670 12
Mosaic™ Energy saving switch To be equipped with support and finishing plate	White 0 770 15 Alu 0 792 15

3. OVERALL DIMENSIONS (mm)



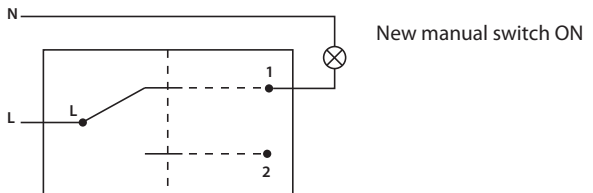
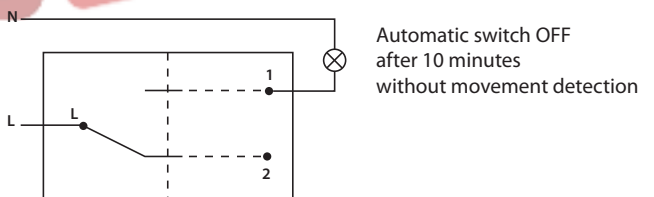
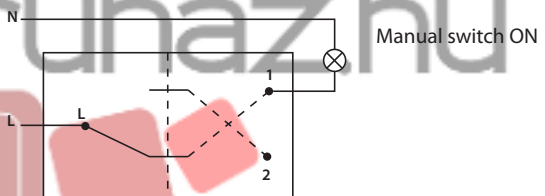
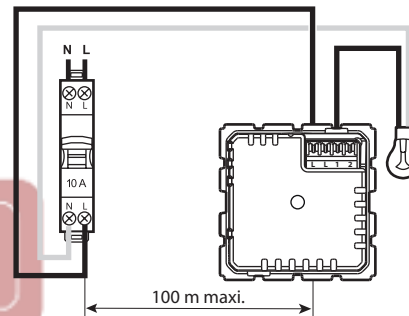
Cat. Nos	A	B	C	D
0 670 12	45	45	45.5	12
0 770 15 - 0 792 15	45	45	46	12.5

4. CONNECTION

Type of terminals: automatic
 Terminal capacity: - L : 2 x 1.5 mm²
 - L1 and L2 : 1 x 1.5 mm²
 Stripping length: 8 mm

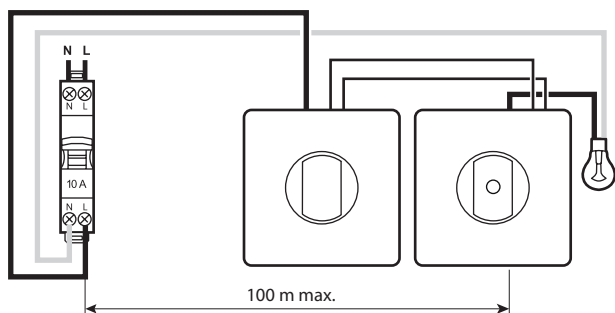
5. OPERATION

■ 5.1 Energy saving switch used as a 1-way



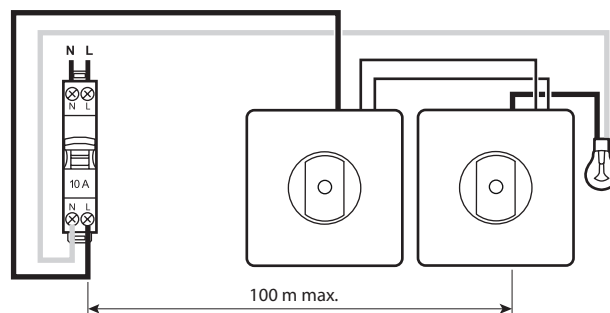
5. OPERATION (continued)

■ 5.2 Two-way switch + energy saving switch



The IR sensor is activated when the light is switched on from one of the two switches.
The energy saving switch opens the circuit after 10 minutes with no movement detection.

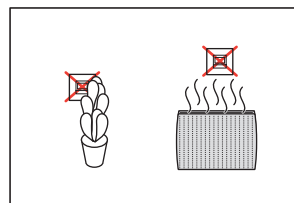
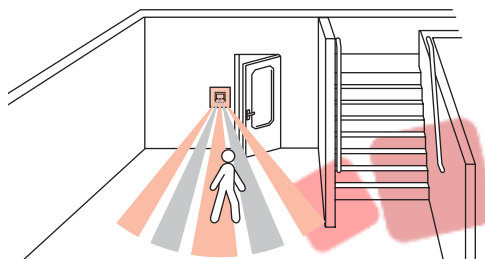
■ 5.3 Energy saving switch + energy saving switch



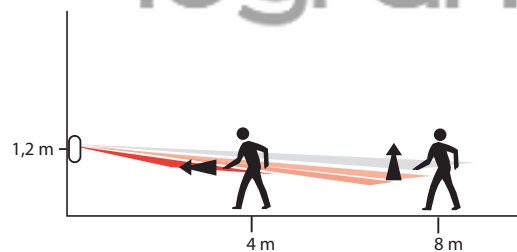
The IR sensor of the two switches are both activated when the light is switched on.
The light will switch off when one of the two switches stays 10 minutes with no movement detection.

6. INSTALLATION

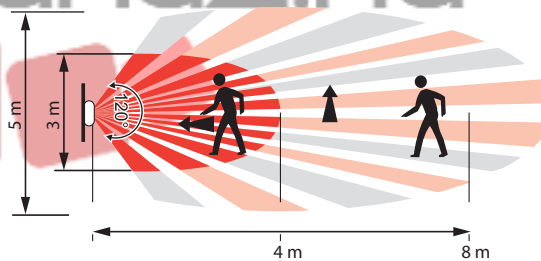
■ Detection



Height: 1.20 m



Detection angle: 120°



7. TECHNICAL FEATURES

■ 7.1 Protection class

Protection against mechanical impact: IK 02

Protection against solid bodies and liquids: IP 40 (assembled product) - IP 20 (without rocker plate)

■ 7.2 Material characteristics

Case: PC

Rocker plate: ABS

Halogen-free

UV resistance

Self-extinguishing: + 850° C / 30 s for insulating components holding in place live parts.


















+ 650° C / 30 s for the other insulating components.

7. TECHNICAL FEATURES (continued)

■ **7.3 Electrical characteristics**

Frequency: 50 Hz

Table of admissible loads:

		R		L	C/L			
				 + 	 +  + 			LED 
								
230 V~	Max.	150 W	150 W	150 VA	150 VA	100VA	650 mA	650 mA
	Min.	12 W	12 W	12 VA	12 VA	12 VA	50 mA	50 mA

Important: Take account of transformer losses when calculating power. Transformers must be loaded at more than 60% of their power.

Note : Possibility to mix any type of load on the same circuit with a maximum total current of 650 mA.

■ **7.4 Climatic characteristics**

Storage temperature: - 20° C to + 70° C

Usage temperature: - 5° C to + 45° C

8. MAINTENANCE

Clean the surface with a cloth.

Do not use: acetone, tar-removing cleaning agents or trichloroethylene.

Caution: Always test before using other special cleaning products.

9. STANDARDS AND APPROVALS

Compliant with installation and manufacturing standards.
 See e-catalogue.