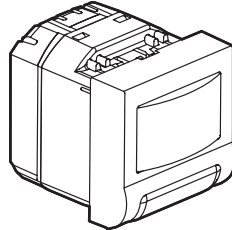


Mosaic™
Illuminated obstacle indicator

Cat. No(s) : 785 11



785 11

1. GENERAL CHARACTERISTICS

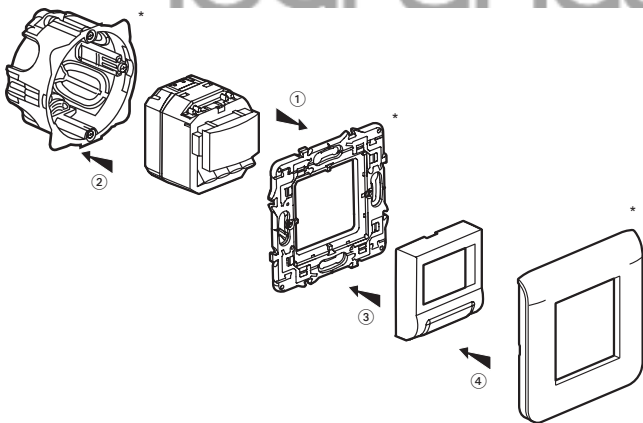
Mechanism equipped with an infrared detection cell, a beam of LEDs and a sounder.

2. RANGE

	Designation	Cat. No.	No. of modules	Connection method	Weight (g)	Characteristics
	Illuminated obstacle indicator	785 11	2	With screws	52.8	100 - 240 v 50/60 Hz

3. PREPARATION

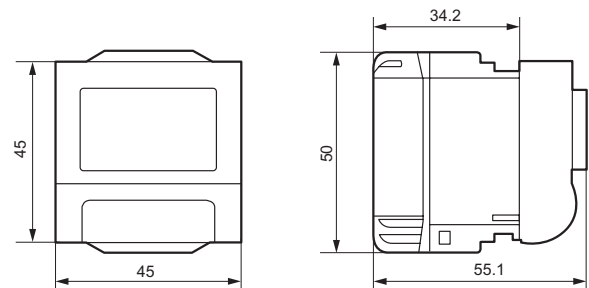
The mechanisms can be flush-mounted or surface-mounted.
Modular mechanisms using adapter Cat. No. 802 99 (2 modules).
The mechanisms are mounted on thin walls using adapter Cat. No. 802 91 (2 modules).



* not supplied with the mechanism

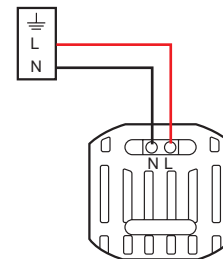
- 1 - The mechanism is clipped onto the support from the back.
- 2 - The mechanism/support assembly is screwed to the flush-mounting box.
- 3 - The cover plate is clipped onto the mechanism.
- 4 - The plate is clipped onto the support.

4. OVERALL DIMENSIONS



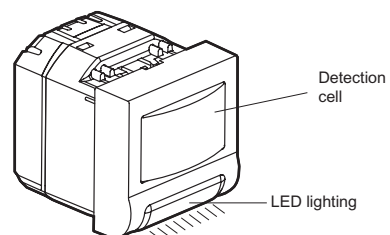
5. CONNECTION

Number of terminals	2
Terminal type	Cage-type connector
Terminal capacities	2 x 1.5 mm ² or 1 x 2.5 mm ²
Tool	Flat-blade screwdriver 3.5 mm or Philips No. 1 or posidrive No. 1 or mixed size 0



6. OPERATION

To be installed close to an obstacle such as a step or a change in level.

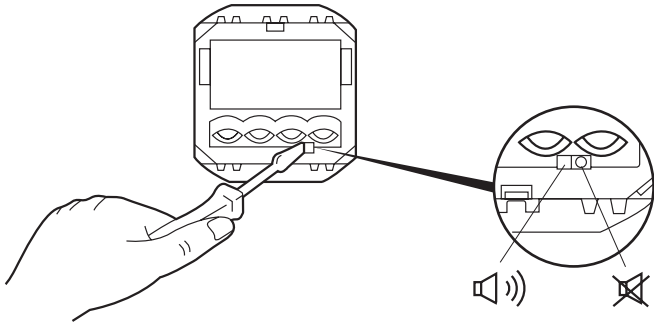


Mosaic™ Illuminated obstacle indicator

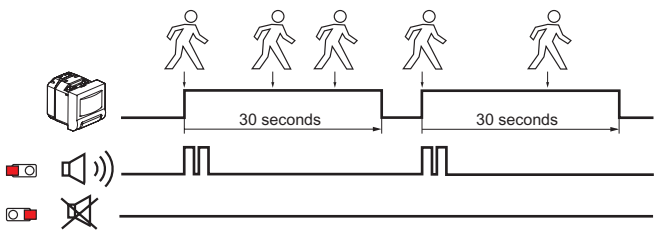
Cat. No(s) : 785 11

6. OPERATION (cont'd)

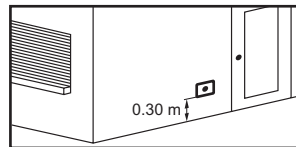
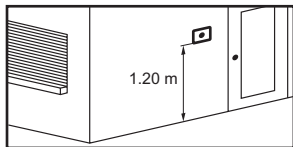
- Mechanism equipped with a self-tripping sound signal.



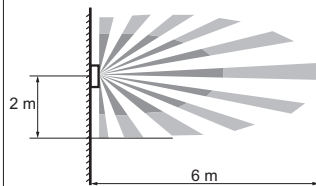
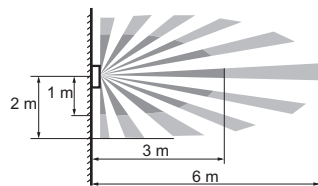
Operating principle : if a person is detected and the lighting level is < 2.5 lux, the mechanism illuminates the obstacle.



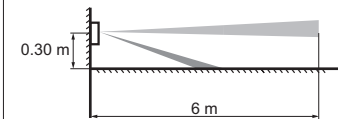
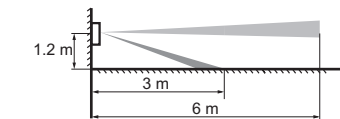
7. PERFORMANCE



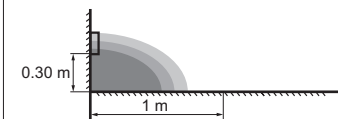
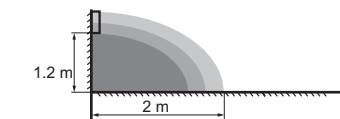
Horizontal detection



Vertical detection



Lighting



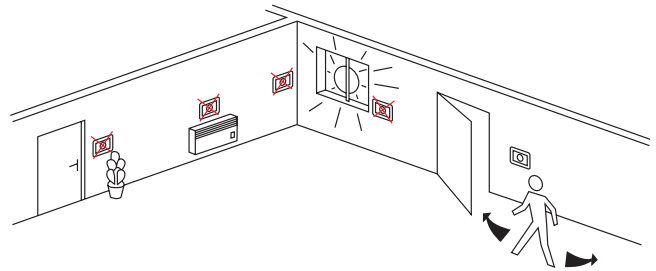
Lighting levels (in lux)

Distance (cm)	- 30°	- 15°	0°	15°	30°
0	1.24	6.625	20.11	7.04	0.98
30	2.24	8.67	15	10.23	2.3
60	1.34	1.6	2.6	1.86	1.033
100	0.192	0.235	0.27	0.22	0.18

Distance (cm)	- 60°	- 30°	0°	30°	60°
0	0.269	0.5	0.79	0.509	0.331
30	0.494	1.09	1.62	1.28	0.614
60	0.675	1.44	2.086	1.78	0.68
100	0.69	1.13	1.38	1.313	0.64
130	0.581	0.84	0.88	0.79	0.67
200	0.196	0.25	0.268	0.27	0.249

8. MOUNTING

Precautions for use :



9. TECHNICAL CHARACTERISTICS

9.1 Mechanical characteristics

Impact tests : IK 02
Penetration by solid bodies/liquid : IP 41 (C15-100)

9.2 Material characteristics

Cover plate : ABS (RAL 9003)
Cover : Polycarbonate
Base : Polycarbonate

9.3 Electrical characteristics

Self-extinguishing : 650°C/30 s
Voltage : 100-240 V
Frequency : 50/60 Hz
Maximum power : 1.3 W

9.4 Climatic characteristics

Storage and operating temperatures : 0°C to +35°C

10. CLEANING

Surface cleaning with a cloth.
Do not use : acetone, tar remover, trichloroethylene

10.1 Resistance to cleaning agents

Resistance to the following agents : Hexane (EN 60669 - 1), Methylated spirits, Soapy water, Diluted ammonia, Diluted pure bleach 10%, Glass cleaning product, Pre-impregnated wipes.

10.2 Resistance to hospital-type cleaning agents

Resistance to the following agents : Anios, surfanios, Bactily sine, Diluted hydrogen peroxide (35%).

Attention : A preliminary test should be carried out if other specific cleaning products are to be used.